


Section 8

Training Report for the Office of Assistant Manager for Financial Management (AMFM)





Section 8
Training Report for the
Office of Assistant Manager for Financial Management

AMFM Employee
Training by Job
Function: FY 2009

ORO has categorized Federal employees into the following seven job functions:

- Supervisor
- Professional
- Facility Representative
- Administrative
- Technician
- Clerical
- Other

See Appendix B for a complete description of each of these job functions.

Figure 8.a Average Number of Training Hours by Job Function

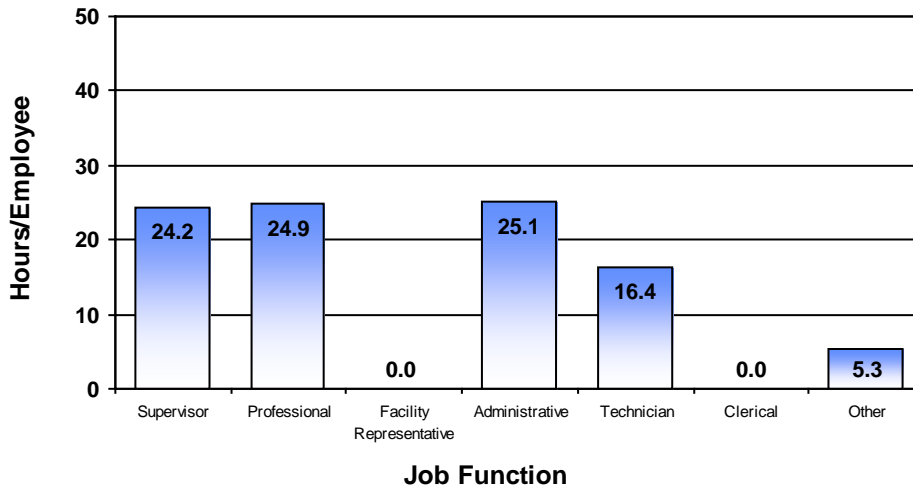


Table 8.a Total Number of AMFM Employees and Total Number of Training Hours

Job Function	Number of Employees		Number of Training Hours	
	FY 2008	FY 2009	FY 2008	FY 2009
Supervisor	9	9	122	218
Professional	34	38	1,232	945
Facility Representative	0	0	0	0
Administrative	17	15	739	376
Technician	8	12	110	197
Clerical	3	0	27	0
Other	5	3	28	16
Totals	76	77	2,258	1,752
Average Hours/Employee			29.7	22.8



Section 8
Training Report for the
Office of Assistant Manager for Financial Management

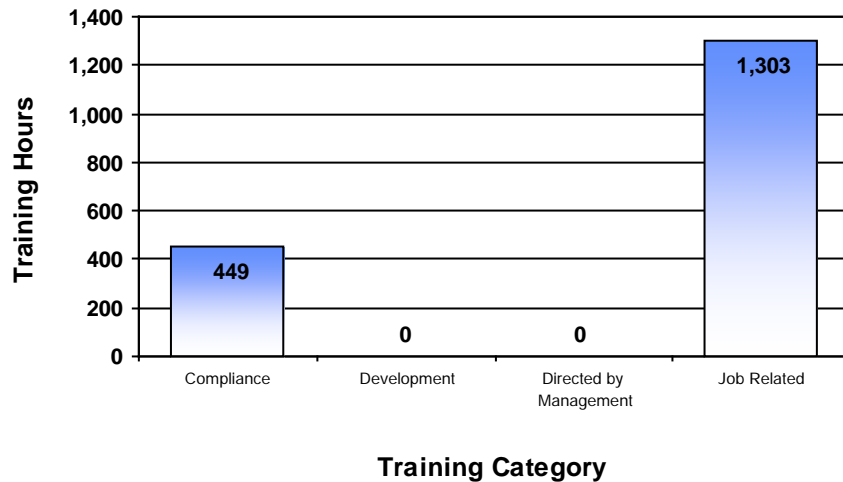
**AMFM Employee
Training by Training
Category:
FY 2009**

For management and reporting purposes, DOE has classified employee training into the following four major categories. See Appendix C for a complete description of each of these training categories.

- Compliance
- Development
- Directed by Management
- Job Related

The corresponding training hours for AMFM are depicted in Figure 8.b.

Figure 8.b AMFM Employee Training Hours by Training Category





Section 8

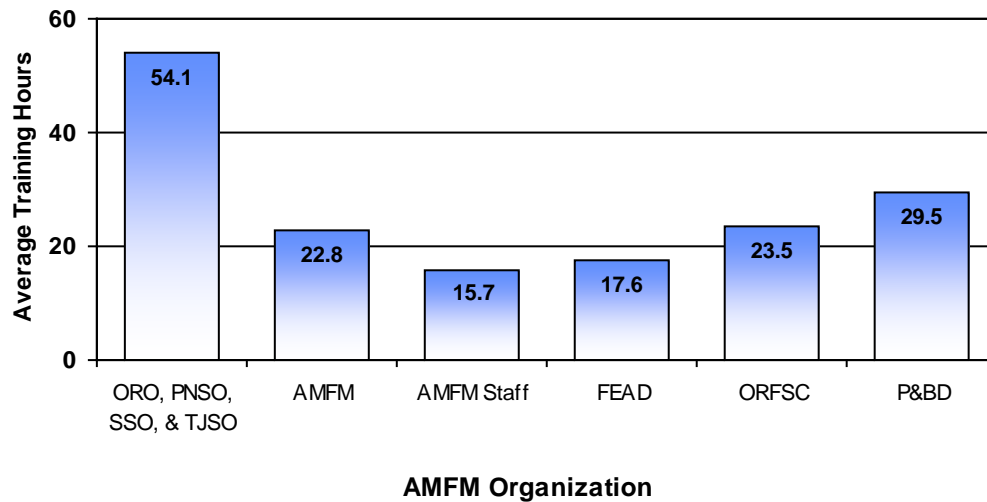
Training Report for the Office of Assistant Manager for Financial Management

Average Training Hours per Employee by AMFM Organization: FY 2009

The following organizations are represented in the figure below:

- Office of Assistant Manager for Financial Management (AMFM)
- Financial Evaluation and Accountability Division (FEAD)
- Oak Ridge Financial Service Center (ORFSC)
- Planning and Budget Division (P&BD)

Figure 8.c Average Training Hours per Employee by AMFM Organization



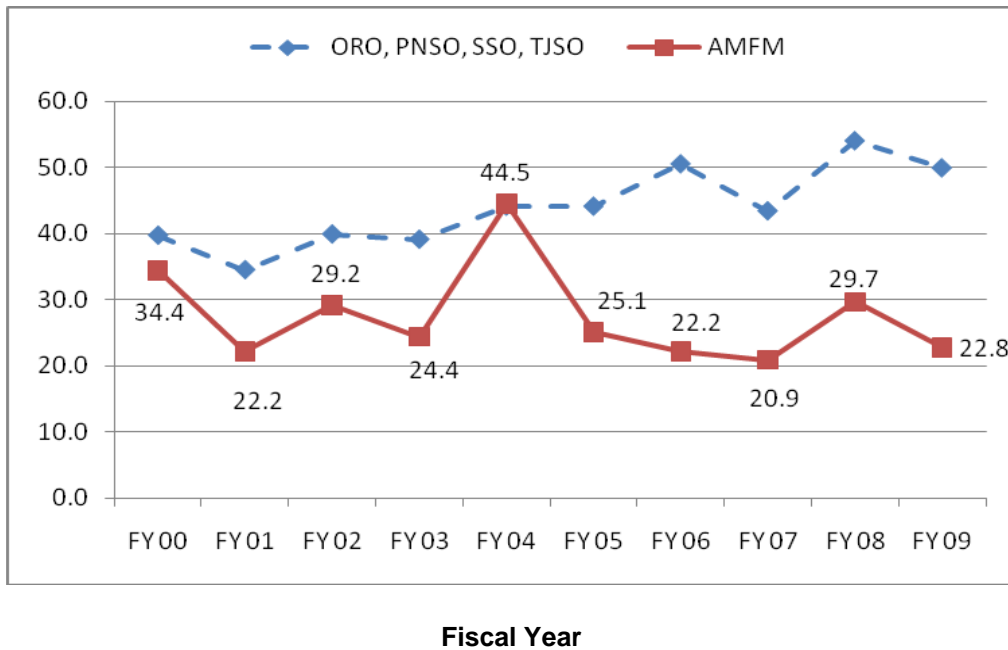


Section 8
Training Report for the
Office of Assistant Manager for Financial Management

Average Training Hours
per AMFM Employee:
Trending

Figure 8.d depicts the average annual training hours per AMFM employee as compared to the combined ORO, PNSO, SSO, and TJSO annual average. Information available from the CHRIS database is shown, beginning with FY 2000.

Figure 8.d Average Annual Hours of Training per Employee





Section 8
Training Report for the
Office of Assistant Manager for Financial Management

Continuing and Advanced Education

Continuing and advanced educational attendance is strongly encouraged and supported by DOE and ORO management. HCAG maintains a tracking database through CHRIS for attendance at courses provided by institutions of higher learning.

Table 8.b AMFM Employees Enrolled in Educational Institutions
 (College [two and four years], university, and technical training school)

	FY 2008	FY 2009
Total number of employees enrolled	1	0
Total number of courses attended	5	0
Total cost of education	\$2,381	\$0
Average cost per employee attending	\$2,381	\$0