


Section 3

DOE ORO, PNSO, SSO, and TJSO Training Report





Section 3

DOE ORO, PNSO, SSO, and TJSO Training Report

This section of the report contains compiled data for ORO (including the Office of the Manager), PNSO, SSO, and TJSO. Further, in accordance with DOE M 360.1-1B, the PNSO, SSO, and TJSO statistics are listed separately in this report in Sections 15, 16, and 17, respectively.

ORO, PNSO, SSO, and TJSO Employee Training by Job Function: FY 2008

The ORO, PNSO, SSO, and TJSO have categorized Federal employees into seven job functions, as defined below:

- **Supervisor**—Occupations that involve planning, directing, controlling, and evaluating work and workers.
- **Professional**—Occupations that require (1) a bachelor's or higher degree or (2) knowledge in a field characteristically acquired through education equivalent to a bachelor's or higher degree with major study in, or pertinent to, a specialized field.
- **Facility Representative**—Occupations that provide day-to-day technical evaluation and monitoring of all aspects of operations and support systems within an assigned facility. Ensures that all activities conducted by the contractor are carried out to ensure the safety and protection of the worker, public, and environment in accordance with applicable regulations, policies, and procedures.
- **Administrative**—Occupations that do not require specialized educational majors but involve the type of skills (analytical, research, writing, judgment) typically gained through a college-level general education or through progressively responsible experience.
- **Technician**—Occupations that involve work typically associated with and supportive of a professional or administrative field that is nonroutine in nature.
- **Clerical**—Occupations that involve structured work in support of office, business, or fiscal operations.
- **Other**—Occupations that cannot be related to the above groups.



Section 3
DOE ORO, PNSO, SSO, and TJSO
Training Report

Figure 3.a Average Number of Training Hours by Job Function

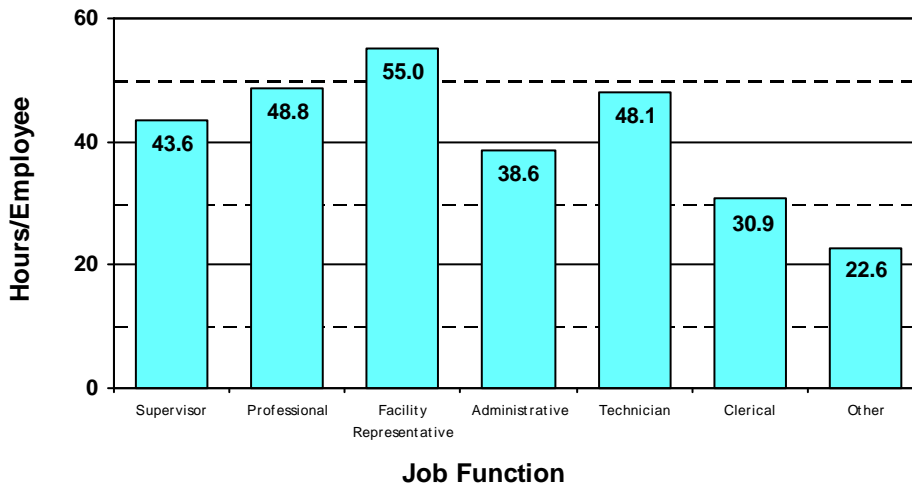


Table 3.a Total Number of Employees and Total Number of Training Hours

Job Function	Number of Employees		Number of Training Hours	
	FY 2007	FY 2008	FY 2007	FY 2008
Supervisor	57	60	1,977	2,618
Professional	214	217	11,644	10,596
Facility Representative	26	26	1,119	1,429
Administrative	124	130	4,226	5,013
Technician	35	37	955	1,778
Clerical	10	8	537	247
Other	6	8	15	181
Totals	472	486	20,473	21,862
Average Hours/Employee			43.4	45.0



Section 3

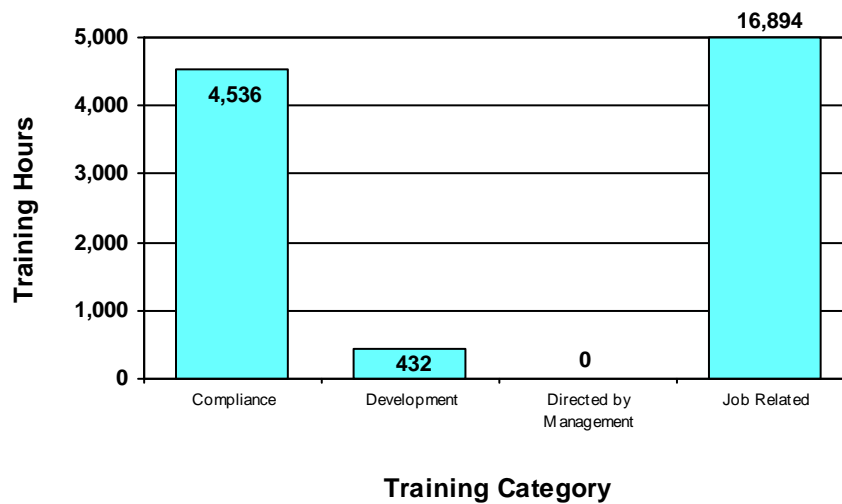
DOE ORO, PNSO, SSO, and TJSO Training Report

ORO, PNSO, SSO, and TJSO, Employee Training by Training Category: FY 2008

DOE has classified employee training into the following four major categories. The corresponding training hours for a combined ORO, PNSO, SSO, and TJSO are depicted in Figure 3.b.

- **Compliance**—Training that is required by applicable DOE directive, Federal or state statutes and regulations, and/or DOE contractual requirements.
- **Development**—Training that focuses on career enhancement or related human resource initiatives.
- **Directed by Management**—Training, other than compliance training, that is deemed to be required by management.
- **Job Related**—Training that builds new or enhances current proficiencies.

Figure 3.b Employee Training Hours by Training Category





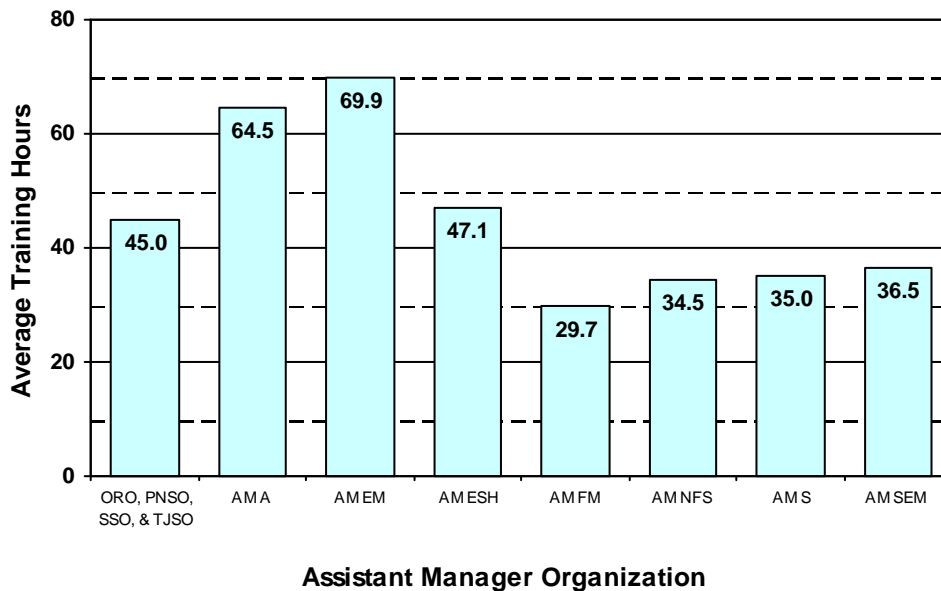
Section 3
DOE ORO, PNSO, SSO, and TJSO
Training Report

Average Training Hours per Employee by Assistant Manager Organization: FY 2008

The following organizations are represented in the figure below:

- Office of Assistant Manager for Administration (AMA)
- Office of Assistant Manager for Environmental Management (AMEM)
- Office of Assistant Manager for Environment, Safety, and Health (AMESH)
- Office of Assistant Manager for Financial Management (AMFM)
- Office of Assistant Manager for Nuclear Fuel Supply (AMNFS)
- Office of Assistant Manager for Science (AMS)
- Office of Assistant Manager for Security and Emergency Management (AMSEM)

Figure 3.c Average Training Hours per Employee by Assistant Manager Organization





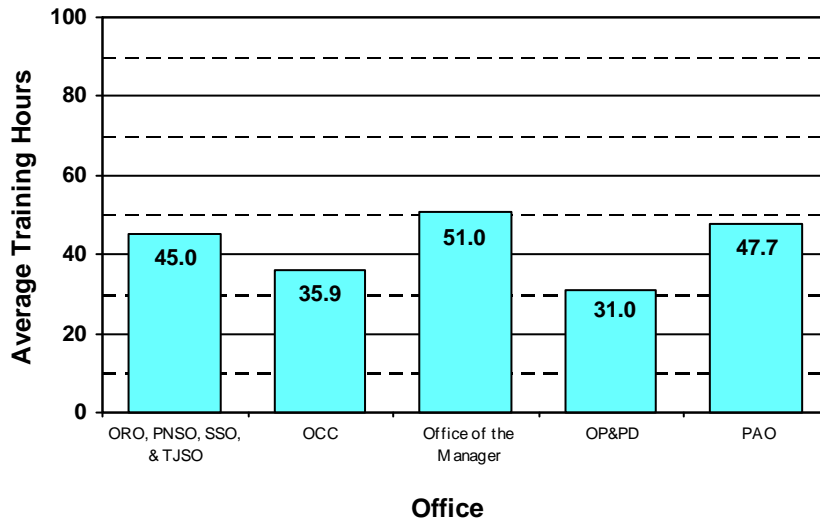
Section 3 DOE ORO, PNSO, SSO, and TJSO Training Report

Average Training Hours per Employee by Office: FY 2008

The following is a list of the offices represented in the figure below:

- Office of Chief Counsel (OCC)
- Office of the Manager
- Office of Partnerships and Program Development (OP&PD)
- Public Affairs Office (PAO)

Figure 3.d Average Training Hours per Employee by Office





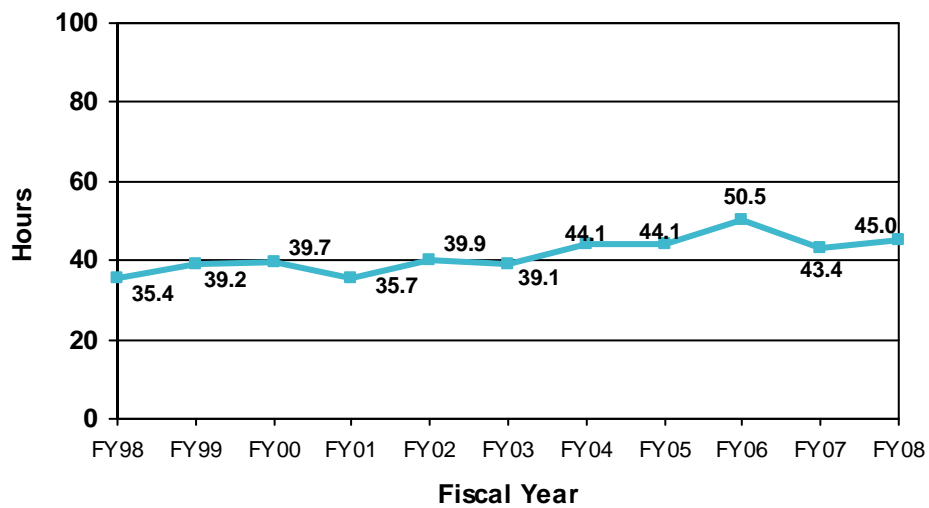
Section 3

DOE ORO, PNSO, SSO, and TJSO Training Report

Average Training Hours per ORO, PNSO, SSO, & TJSO Employee: Trending

Figure 3.e depicts the average annual training hours per employee (combined ORO, PNSO, SSO, and TJSO). Information available from the CHRIS database is shown, beginning with FY 1998.

Figure 3.e Average Annual Hours of Training per Employee





Section 3
DOE ORO, PNSO, SSO, and TJSO
Training Report

No-Shows, Late Cancellations, and Lost Costs: FY 2008

ORO maintains a tracking system within CHRIS to report no-shows and late cancellations of courses where payment was required. “No-show” means that the employee signed up for the course but did not attend. “Late cancellation” is defined as cancellation outside the cancellation policy. When a registration or tuition fee is paid but the course is not attended by an ORO, PNSO, SSO, or TJSO employee, or the course is cancelled too late to avoid paying the fee, there is no value received by the employee or the organization; hence, a lost cost.

Figure 3.f No-Shows and Late Cancellations (Assistant Manager, PNSO, SSO, and TJSO)

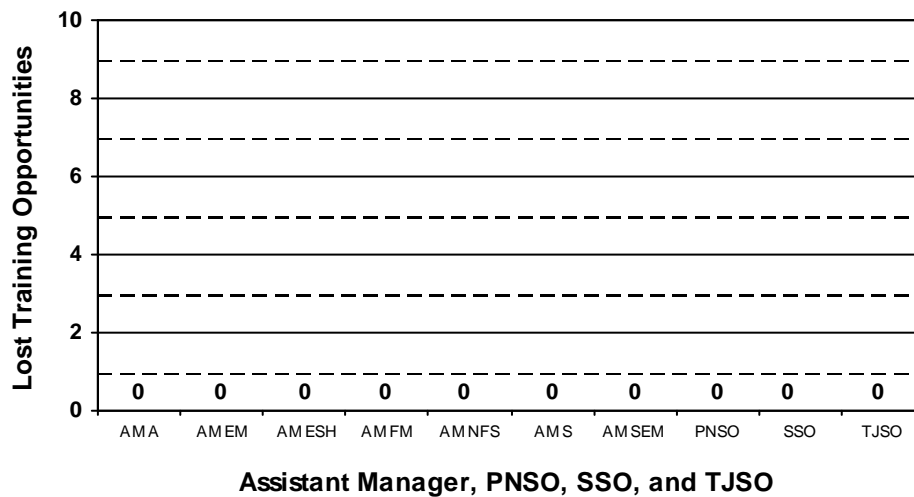
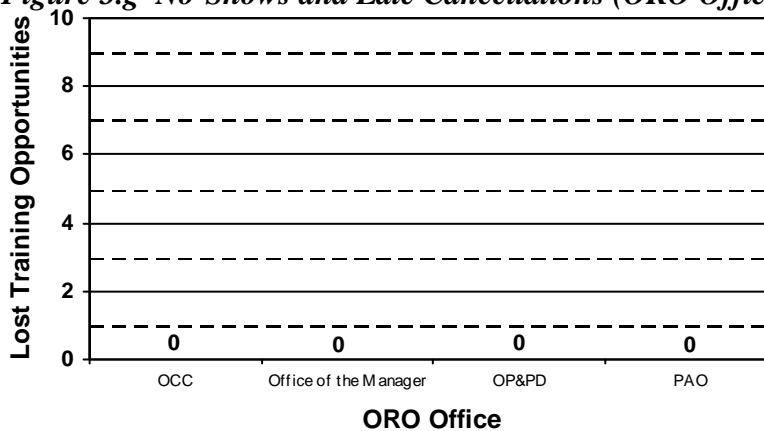


Figure 3.g No-Shows and Late Cancellations (ORO Offices)





Section 3
DOE ORO, PNSO, SSO, and TJSO
Training Report

Figure 3.h Lost Costs (Assistant Manager, PNSO, SSO, and TJSO)

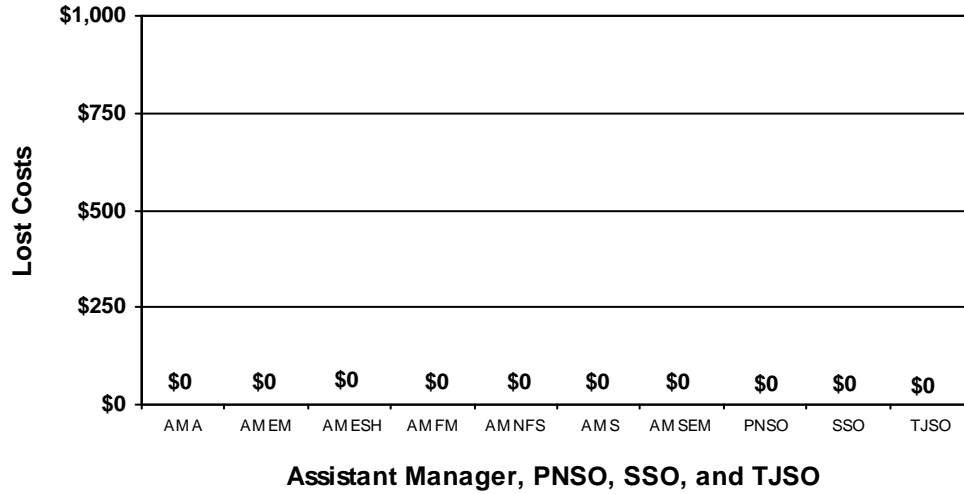
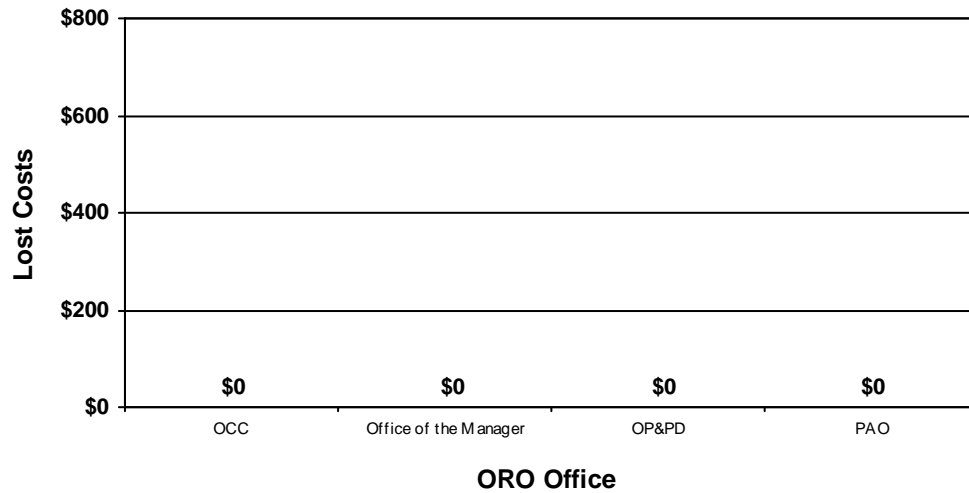


Figure 3.i Lost Costs (ORO Offices)





Section 3
DOE ORO, PNSO, SSO, and TJSO
Training Report

Figure 3.j Lost Training Opportunities—ORO, PNSO, SSO, and TJSO

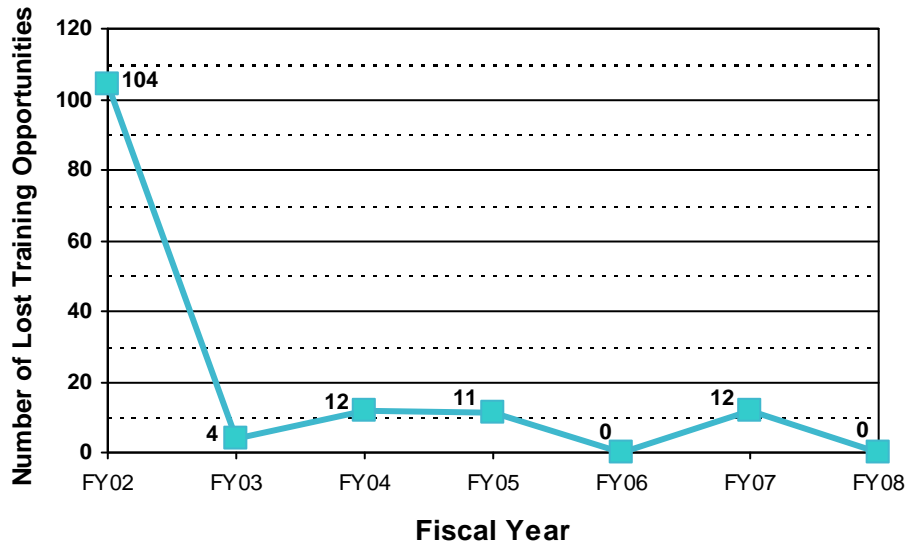
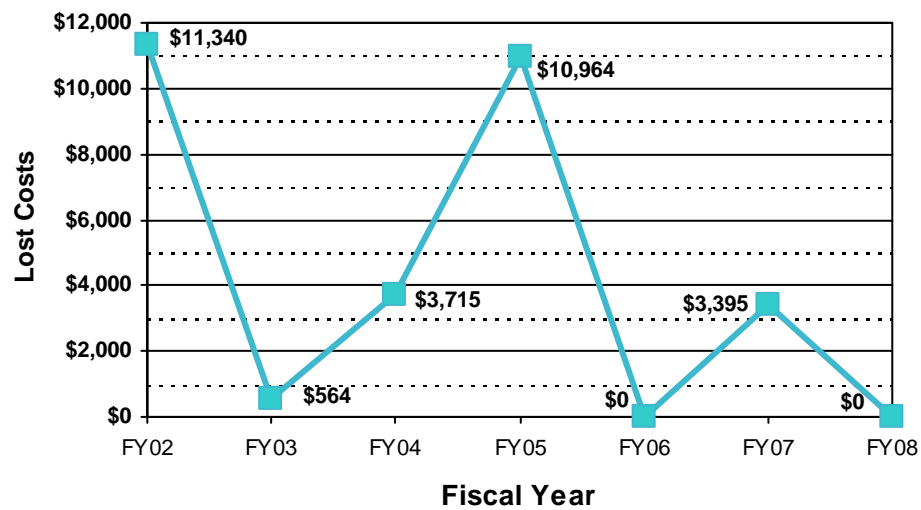


Figure 3.k Lost Training Costs—ORO, PNSO, SSO, and TJSO
(No data available for FY 2001)





Section 3
DOE ORO, PNSO, SSO, and TJSO
Training Report

Continuing and Advanced Education

Continuing and advanced educational attendance is strongly encouraged and supported by ORO, PNSO, SSO, and TJSO management. HCAG maintains a tracking database through CHRIS for attendance at courses provided by institutions of higher learning.

Table 3.b Federal Employees Enrolled in Educational Institutions
(College [two and four years], university, and technical training school)

	FY 2007	FY 2008
Total number of employees enrolled	22	18
Total number of courses attended	74	65
Total cost of education	\$96,223	\$73,195
Average cost per employee attending	\$4,374	\$4,066