


Section 14

Training Report for the Public Affairs Office (PAO)





**PAO Employee Training
by Job Function:
FY 2008**

ORO has categorized Federal employees into the following seven job functions:

- Supervisor
- Professional
- Facility Representative
- Administrative
- Technician
- Clerical
- Other

See Appendix B for a complete description of each of these job functions.

Figure 14.a Average Number of Training Hours by Job Function

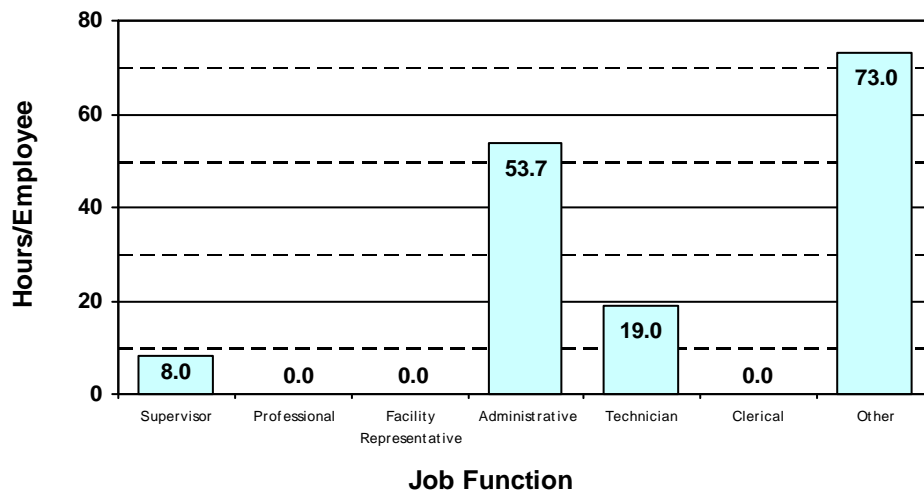


Table 14.a Total Number of PAO Employees and Total Number of Training Hours

Job Function	Number of Employees		Number of Training Hours	
	FY 2007	FY 2008	FY 2007	FY 2008
Supervisor	1	1	9	8
Professional	0	0	0	0
Facility Representative	0	0	0	0
Administrative	3	3	213	161
Technician	1	1	3	19
Clerical	0	0	0	0
Other	1	2	7	146
Totals	6	7	232	334
Average Hours/Employee			38.7	47.7



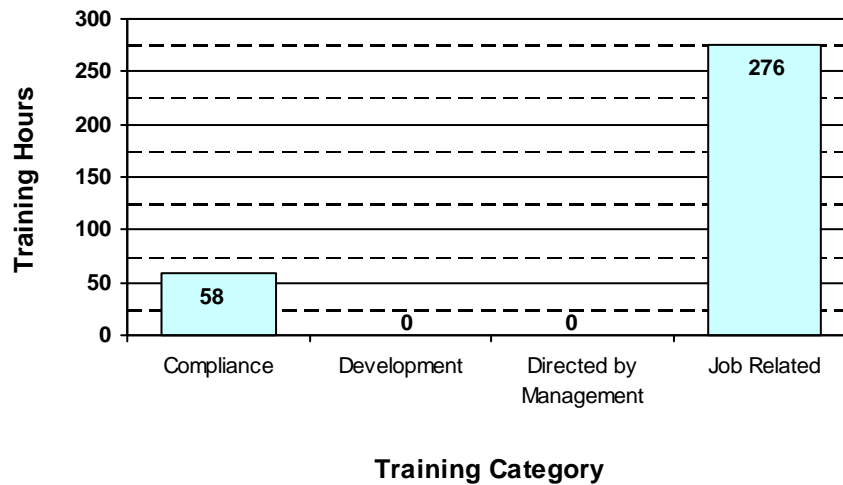
**PAO Employee Training
by Training Category:
FY 2008**

For management and reporting purposes, DOE has classified employee training into the following four major categories. See Appendix C for a complete description of each of these training categories.

- Compliance
- Development
- Directed by Management
- Job Related

The corresponding training hours for PAO are depicted in Figure 14.b.

Figure 14.b PAO Employee Training Hours by Training Category



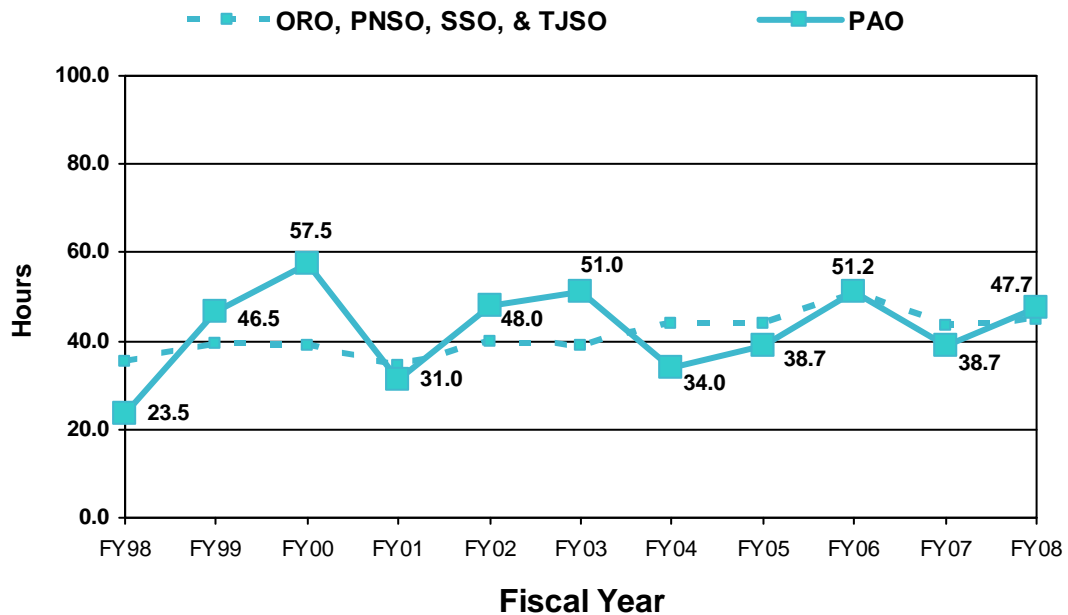


Section 14 Training Report for the Public Affairs Office

Average Training Hours per PAO Employee: Trending

Figure 14.c depicts the average annual training hours per PAO employee as compared to the combined ORO, PNSO, SSO, and TJSO annual average. Information available from the CHRIS database is shown, beginning with FY 1998.

Figure 14.c Average Annual Hours of Training per Employee





Continuing and Advanced Education

Continuing and advanced educational attendance is strongly encouraged and supported by DOE and ORO management. HCAG maintains a tracking database through CHRIS for attendance at courses provided by institutions of higher learning.

Table 14.b PAO Employees Enrolled in Educational Institutions
(College [two and four years], university, and technical training school)

	FY 2007	FY 2008
Total number of employees enrolled	1	2
Total number of courses attended	4	5
Total cost of education	\$1,683	\$3,281
Average cost per employee attending	\$1,683	\$1,641