


Section 11
Training Report for the
Office of Assistant Manager for Security and
Emergency Management (AMSEM)





Section 11
**Training Report for the Office of Assistant Manager for Security and
 Emergency Management**

**AMSEM Employee
 Training by Job
 Function: FY 2008**

ORO has categorized Federal employees into the following seven job functions:

- Supervisor
- Professional
- Facility Representative
- Administrative
- Technician
- Clerical
- Other

See Appendix B for a complete description of each of these job functions.

Figure 11.a Average Number of Training Hours by Job Function

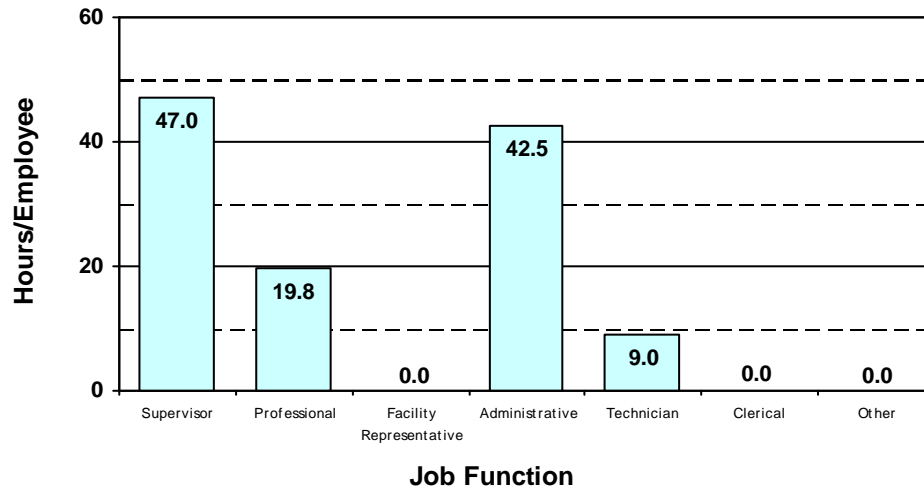


Table 11.a Total Number of AMSEM Employees and Total Number of Training Hours

Job Function	Number of Employees		Number of Training Hours	
	FY 2007	FY 2008	FY 2007	FY 2008
Supervisor	4	5	112	235
Professional	10	9	393	178
Facility Representative	0	0	0	0
Administrative	16	21	458	893
Technician	2	1	17	9
Clerical	1	0	7	0
Other	0	0	0	0
Totals	33	36	987	1,315
Average Hours/Employee			29.9	36.5



Section 11

Training Report for the Office of Assistant Manager for Security and Emergency Management

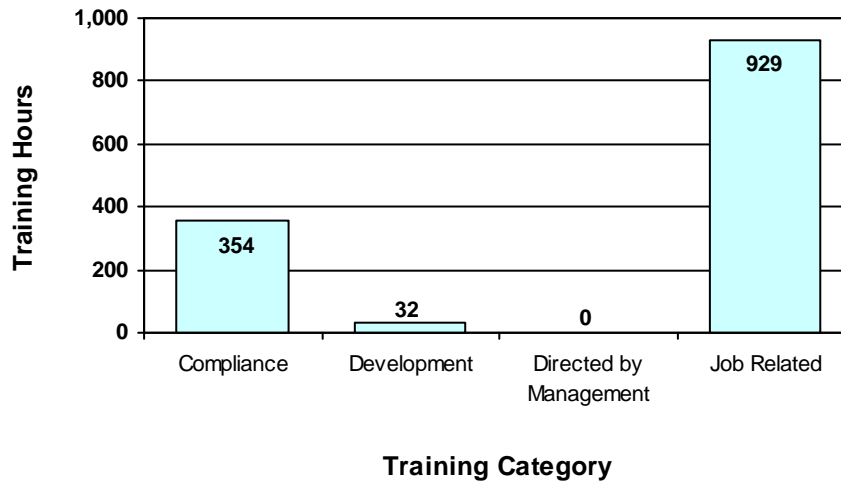
AMSEM Employee Training by Training Category: FY 2008

For management and reporting purposes, DOE has classified employee training into the following four major categories. See Appendix C for a complete description of each of these training categories.

- Compliance
- Development
- Directed by Management
- Job Related

The corresponding training hours for AMSEM are depicted in Figure 11.b.

Figure 11.b AMSEM Employee Training Hours by Training Category





Section 11

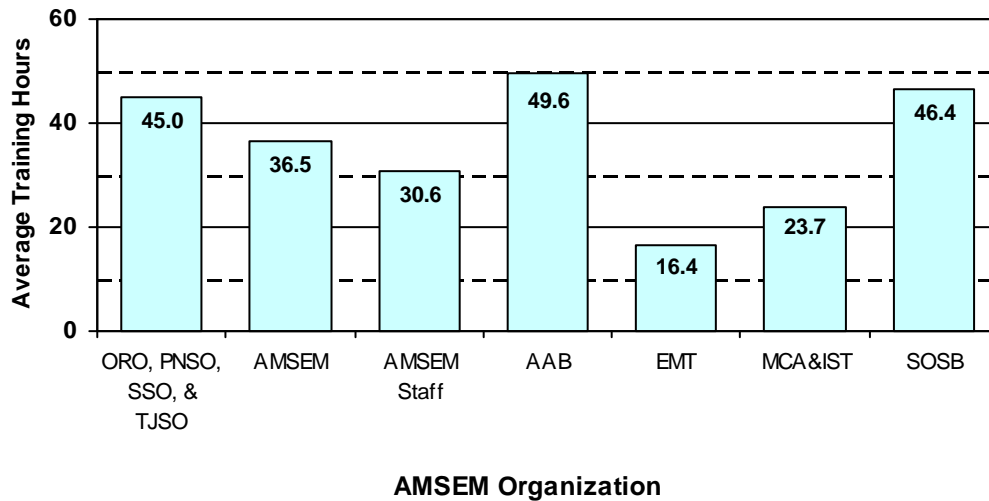
Training Report for the Office of Assistant Manager for Security and Emergency Management

Average Training Hours per Employee by AMSEM Organization: FY 2008

The following organizations are represented in the figure below:

- Office of Assistant Manager for Security and Emergency Management (AMSEM)
- Access Authorization Branch (AAB)
- Emergency Management Team (EMT)
- Materials Control and Accountability and Information Security Team (MCA&IST)
- Security Oversight and Support Branch (SOSB)

Figure 11.c Average Training Hours per Employee by AMSEM Organization



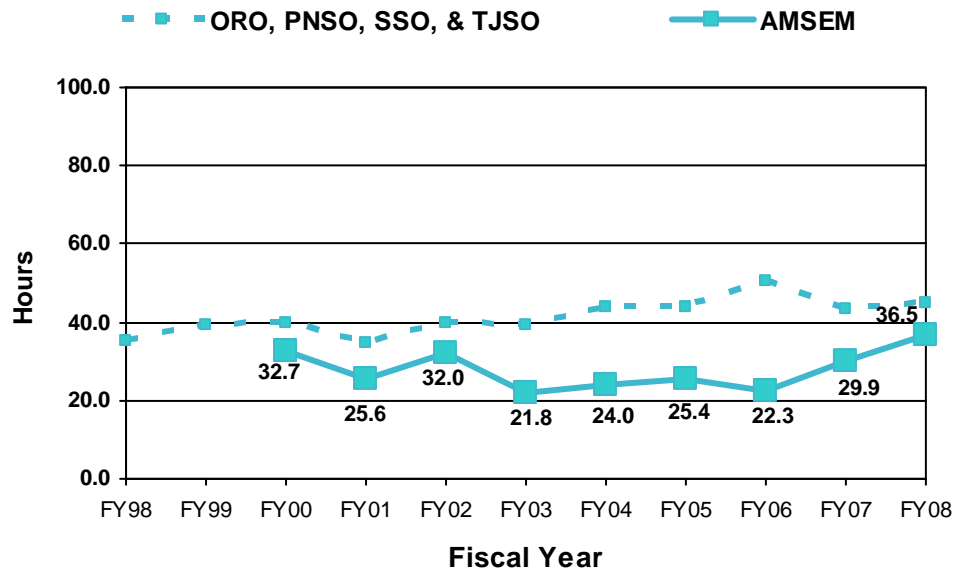


Section 11
**Training Report for the Office of Assistant Manager for Security and
 Emergency Management**

**Average Training Hours
 per AMSEM Employee:
 Trending**

Figure 11.d depicts the average annual training hours per AMSEM employee as compared to the combined ORO, PNSO, SSO, and TJSO annual average. Information available from the CHRIS database is shown, beginning with FY 1998.

*Figure 11.d Average Annual Hours of Training per Employee**



* FY 2004 and prior year data are shown for Office of Safeguards and Security, the predecessor of AMSEM



Section 11
***Training Report for the Office of Assistant Manager for Security and
Emergency Management***

**Continuing and
Advanced Education**

Continuing and advanced educational attendance is strongly encouraged and supported by DOE and ORO management. HCAG maintains a tracking database through CHRIS for attendance at courses provided by institutions of higher learning.

Table 11.b AMSEM Employees Enrolled in Educational Institutions
(College [two and four years], university, and technical training school)

	FY 2007	FY 2008
Total number of employees enrolled	0	0
Total number of courses attended	0	0
Total cost of education	\$0	\$0
Average cost per employee attending	\$0	\$0