

Centers for Disease Control and Prevention

**CVH CONTENTS**

[Heart Disease and Stroke Maps](#)

- [Methods](#)
- [FAQs](#)

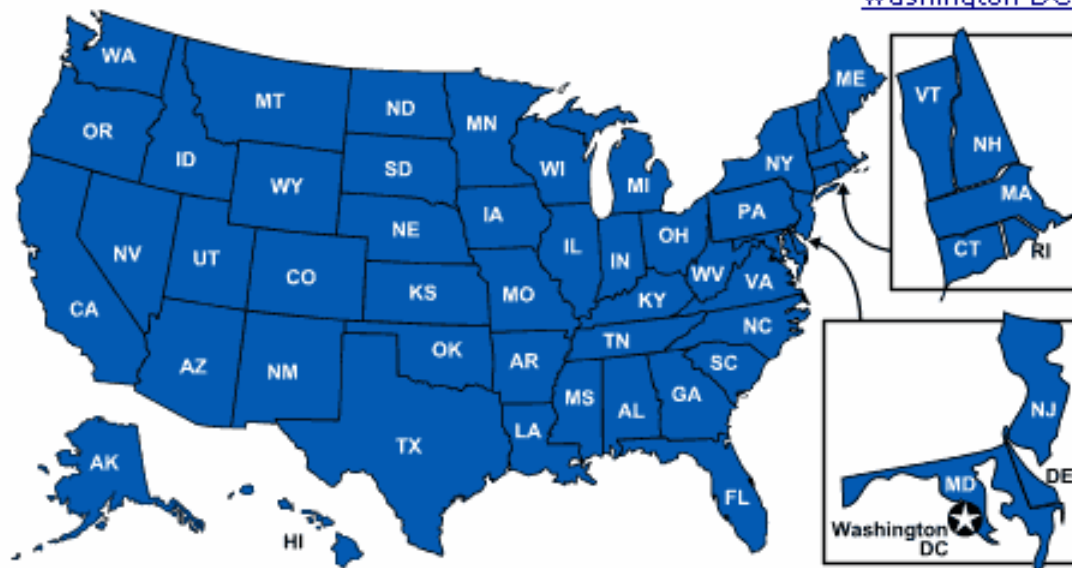
## Heart Disease and Stroke Maps

This application presents data for Heart Disease and Stroke Mortality Rates. The application is produced through collaboration between the CDC and the states.

To view, national, state, or county rates for Heart Disease and Stroke Mortality, select a location on the interactive map, the drop-down list, or selected links.

Choose state

- [United States](#)
- [New York City](#)
- [Washington DC](#)





SAFER • HEALTHIER • PEOPLE™



National Center for Chronic Disease Prevention and Health Promotion

CARDIOVASCULAR HEALTH

[Home](#) | [Contact Us](#)

### CVH CONTENTS

[Heart Disease and Stroke Maps](#)

- [Select Another State](#)
- [View 2 Maps](#)

- [Methods](#)
- [FAQs](#)

## Heart Disease and Stroke Maps

Select the data you would like to view then click **Show Results**.

<b>Cause of Death:</b> Heart Disease	<b>Year:</b> 1996-2000	<b>Gender:</b> Both	<b>Race/Ethnicity:</b> All Groups	<b>Show Results</b>
---	---------------------------	------------------------	--------------------------------------	---------------------

### United States

There are several options for viewing the data.

A: To view a national map, or county statistics:

- 1: **Select:** Cause of Death  
Year  
Gender  
Race/Ethnicity

- 2: Click **Show Results** button.

B: To view two maps simultaneously, select **View 2 Maps** from the links on the left column.

**Note:** Because of small population sizes, maps are not available for the racial/ethnic groups that are not listed.



## CVH CONTENTS

### Heart Disease and Stroke Maps

- [Select Another State](#)
- [View 2 Maps](#)
- [Methods](#)
- [FAQs](#)

[Home](#) | [Contact Us](#)

## Heart Disease and Stroke Maps

Select the data you would like to view then click **Show Results**.**Cause of Death:**

Heart Disease

**Year:**

1996-2000

**Gender:**

Both

**Race/Ethnicity:**

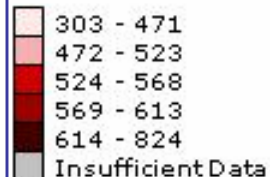
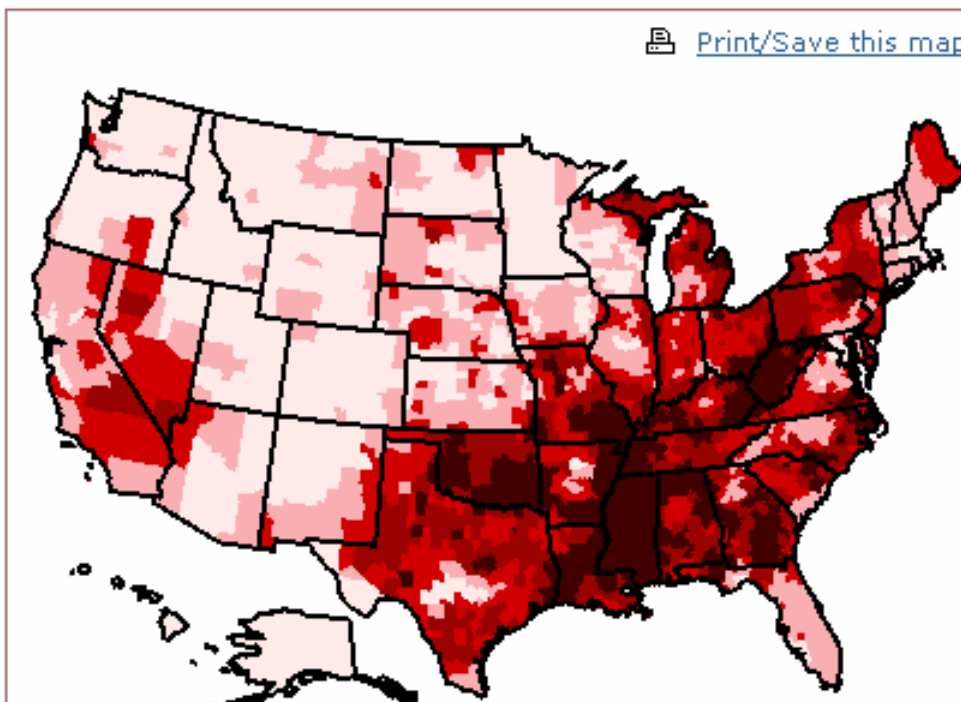
All Groups

**Show Results**

Select a tab to view data in a different format

**National Map**[County Listings](#)

### United States Total Population Ages 35+, Heart Disease Death Rates, 1996-2000

Age-adjusted  
Average Annual  
Deaths per 100,000 County Labels

INFO



ZOOM IN



ZOOM OUT



PAN

[Reset Map](#)



SAFER • HEALTHIER • PEOPLE™

CDC Home

Search

Health Topics A-Z



National Center for Chronic Disease Prevention and Health Promotion

CARDIOVASCULAR HEALTH

[Home](#) | [Contact Us](#)

### CVH CONTENTS

[Heart Disease and Stroke Maps](#)

- [Select Another State](#)
- [View 2 Maps](#)

- [Methods](#)
- [FAQs](#)

## Heart Disease and Stroke Maps

Select the data you would like to view then click **Show Results**.

Cause of Death:

Heart Disease

Year:

1996-2000

Gender:

Both

Race/Ethnicity:

Hispanic

Show Results

Select a tab to view data in a different format

**National Map**

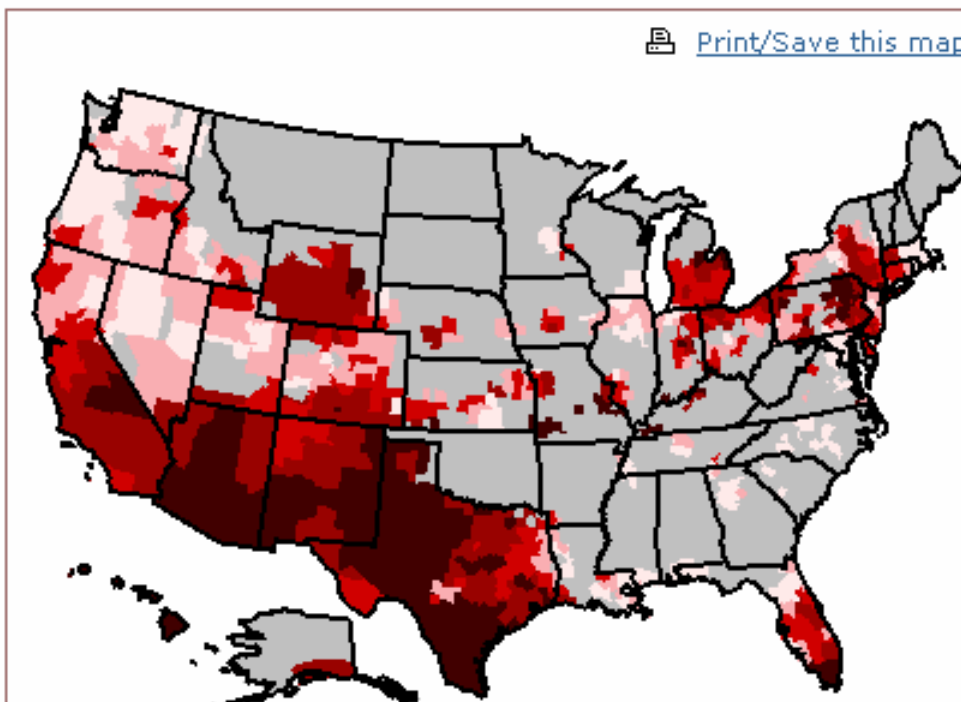
[County Listings](#)

### United States Hispanics Ages 35+, Heart Disease Death Rates, 1996-2000

Age-adjusted  
Average Annual  
Deaths per 100,000

- 57 - 225
- 226 - 277
- 278 - 330
- 331 - 391
- 392 - 1073
- Insufficient Data

County Labels



[Print/Save this map](#)



INFO



ZOOM IN



ZOOM OUT



PAN

[Reset Map](#)



SAFER • HEALTHIER • PEOPLE™

CDC Home

Search

Health Topics A-Z



National Center for Chronic Disease Prevention and Health Promotion

CARDIOVASCULAR HEALTH

[Home](#) | [Contact Us](#)

### CVH CONTENTS

[Heart Disease and Stroke Maps](#)

- [Select Another State](#)
- [View 2 Maps](#)

- [Methods](#)
- [FAQs](#)

## Heart Disease and Stroke Maps

Select the data you would like to view then click **Show Results**.

Cause of Death:

Heart Disease

Year:

1996-2000

Gender:

Both

Race/Ethnicity:

Native American

Show Results

Select a tab to view data in a different format

**National Map**

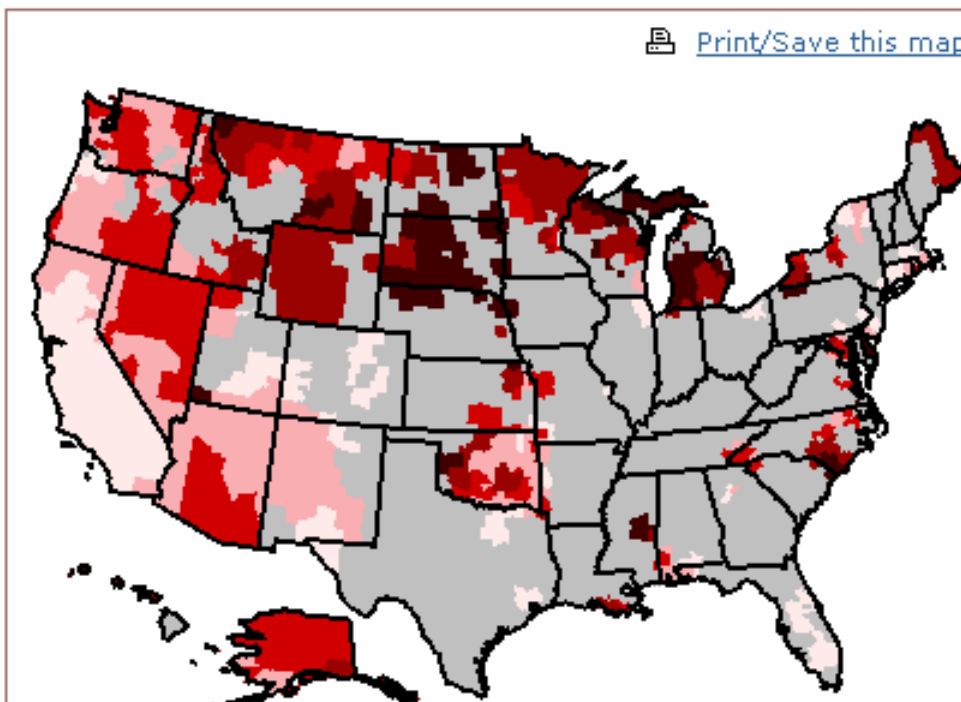
[County Listings](#)

### United States Native Americans Ages 35+, Heart Disease Death Rates, 1996-2000

Age-adjusted  
Average Annual  
Deaths per 100,000

- 65 - 298
- 301 - 395
- 396 - 512
- 514 - 711
- 712 - 2606
- Insufficient Data

County Labels



[Print/Save this map](#)



INFO



ZOOM IN



ZOOM OUT



PAN

[Reset Map](#)



CVH CONTENTS

[Heart Disease and Stroke Maps](#)

- [Select Another State](#)
- [View 2 Maps](#)

- [Methods](#)
- [FAQs](#)

## Heart Disease and Stroke Maps

Select the data you would like to view then click **Show Results**.

Cause of Death:

Heart Disease

Year:

1996-2000

Gender:

Both

Race/Ethnicity:

Black

Show Results

Select a tab to view data in a different format

National Map

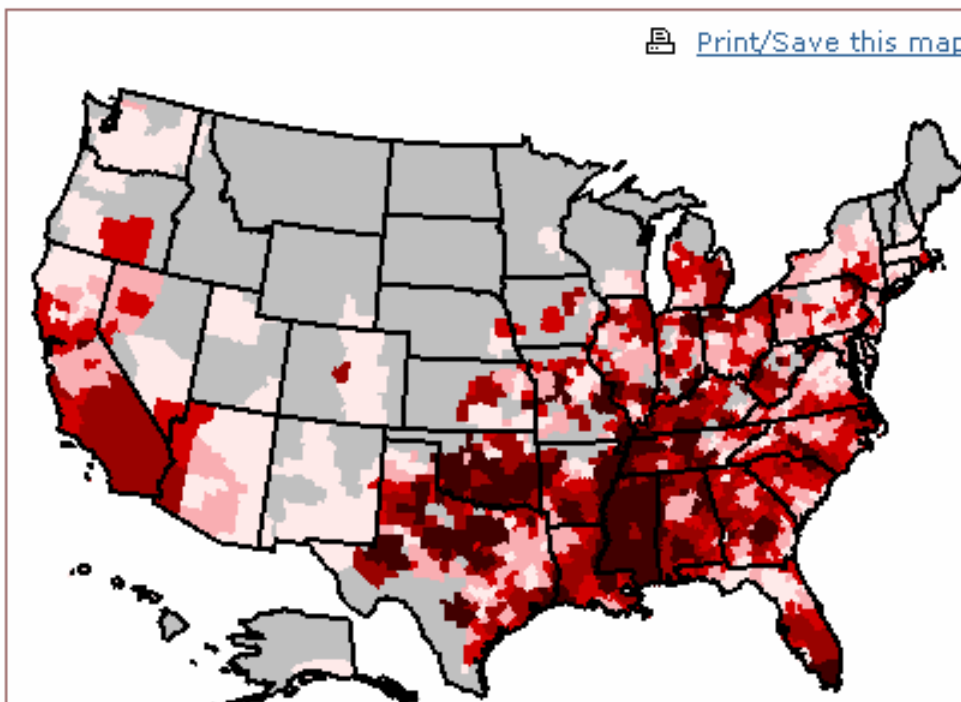
County Listings

### United States Blacks Ages 35+, Heart Disease Death Rates, 1996-2000

Age-adjusted  
Average Annual  
Deaths per 100,000

- 238 - 575
- 576 - 622
- 623 - 669
- 670 - 731
- 732 - 1043
- Insufficient Data

County Labels



[Print/Save this map](#)



INFO



ZOOM IN



ZOOM OUT



PAN

[Reset Map](#)

Centers for Disease Control and Prevention

CVH CONTENTS

[Heart Disease and Stroke Maps](#)

- [Methods](#)
- [FAQs](#)

## Heart Disease and Stroke Maps

This application presents data for Heart Disease and Stroke Mortality Rates. The application is produced through collaboration between the CDC and the states.

To view, national, state, or county rates for Heart Disease and Stroke Mortality, select a location on the interactive map, the drop-down list, or selected links.

Choose state

- [United States](#)
- [New York City](#)
- [Washington DC](#)





[Home](#) | [Contact Us](#)

## CVH CONTENTS

[Heart Disease and Stroke Maps](#)

- [Select Another State](#)
- [View 2 Maps](#)

- [Methods](#)
- [FAQs](#)

## Heart Disease and Stroke Maps

Select the data you would like to view then click **Show Results**.

**Cause of Death:** Heart Disease   
**Year:** 1996-2000   
**Gender:** Both   
**Race/Ethnicity:** All Groups

Select a tab to view data in a different format

- 

### Mississippi Total Population Ages 35+, Heart Disease Death Rates, 1996-2000

Age-adjusted  
Average Annual  
Deaths per 100,000

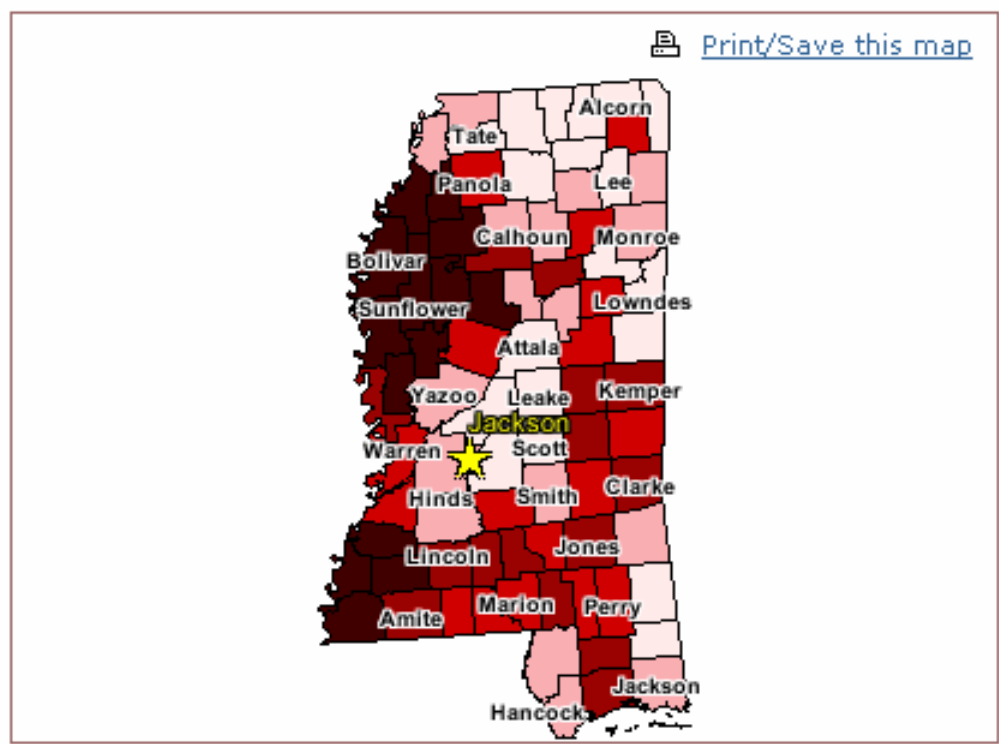
615 - 672
673 - 691
693 - 708
710 - 737
739 - 824

State Rate **707**  
 National Rate **536**

**Find a county:**

Choose county

County Labels



INFO

ZOOM IN

ZOOM OUT

PAN

[Reset Map](#)



# CVH National Center for Chronic Disease Prevention and Health Promotion CARDIOVASCULAR HEALTH

[Home](#) | [Contact Us](#)

## CVH CONTENTS

- [Heart Disease and Stroke Maps](#)
- [Select Another State](#)
- [View 2 Maps](#)
- [Methods](#)
- [FAQs](#)

## Heart Disease and Stroke Maps

Select the data you would like to view then click **Show Results**.


**Cause of Death:**  **Year:**  **Gender:**  **Race/Ethnicity:**

Select a tab to view data in a different format

- State Map**
- [State Statistics](#)
- [County Listings](#)

### Mississippi Blacks Ages 35+, Heart Disease Death Rates, 1996-2000

Age-adjusted  
Average Annual  
Deaths per 100,000

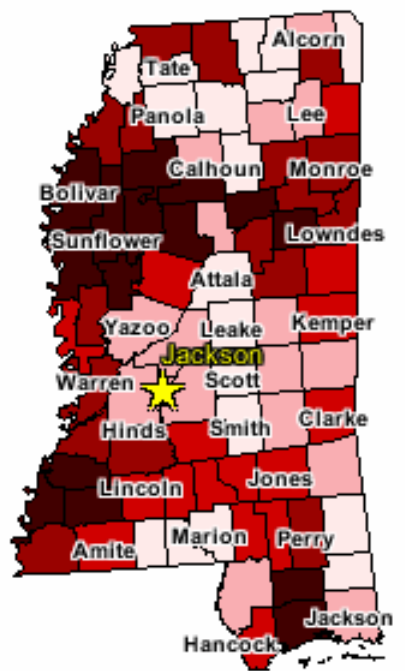


State Rate **823**  
National Rate **662**

**Find a county:**

County Labels

[Print/Save this map](#)



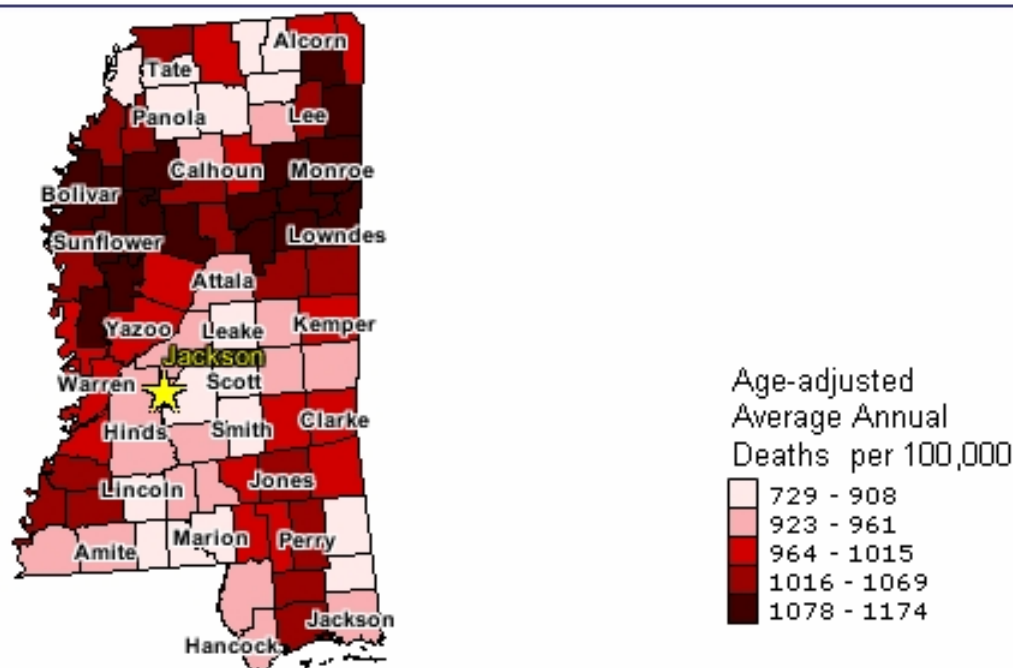
- INFO
- ZOOM IN
- ZOOM OUT
- PAN

[Reset Map](#)

[Send to Printer](#) | [Save Image](#)

## Heart Disease Death Rates, 1996-2000

### Mississippi, Ages 35+, Black Men



Centers for Disease Control and Prevention, National Center for Chronic Disease Prevention and Health Promotion, Cardiovascular Health Branch. Heart Disease and Stroke Maps [online]. 2005. [accessed 2005 September 14]. URL: <http://www.cdc.gov/cvh/maps/index.htm>

These maps depict spatially smoothed, age-adjusted, average annual death rates per 100,000 men.



Department of Health and Human Services  
Centers for Disease Control and Prevention  
National Center for Chronic Disease Prevention and Health Promotion



SAFER • HEALTHIER • PEOPLE™

[CDC Home](#)

[Search](#)

[Health Topics A-Z](#)



National Center for Chronic Disease Prevention and Health Promotion

CARDIOVASCULAR HEALTH

[Home](#) | [Contact Us](#)

## CVH CONTENTS

[Heart Disease and Stroke Maps](#)

- [Select Another State](#)
- [View 2 Maps](#)

- [Methods](#)
- [FAQs](#)

## Heart Disease and Stroke Maps

### Mississippi

Select the data you would like to view for **Map 1**.

<b>Cause of Death:</b>	<b>Year:</b>	<b>Gender:</b>	<b>Race/Ethnicity:</b>
Heart Disease ▾	1996-2000 ▾	Men ▾	Black ▾

Select the data you would like to view for **Map 2**.

<b>Cause of Death:</b>	<b>Year:</b>	<b>Gender:</b>	<b>Race/Ethnicity:</b>
Heart Disease ▾	1996-2000 ▾	Women ▾	White ▾

[Show Maps](#)

[Privacy Policy](#) | [Accessibility](#)

[Home](#) | [Contact Us](#)

[CDC Home](#) | [Search](#) | [Health Topics A-Z](#)

This page last reviewed Jun 06, 2005

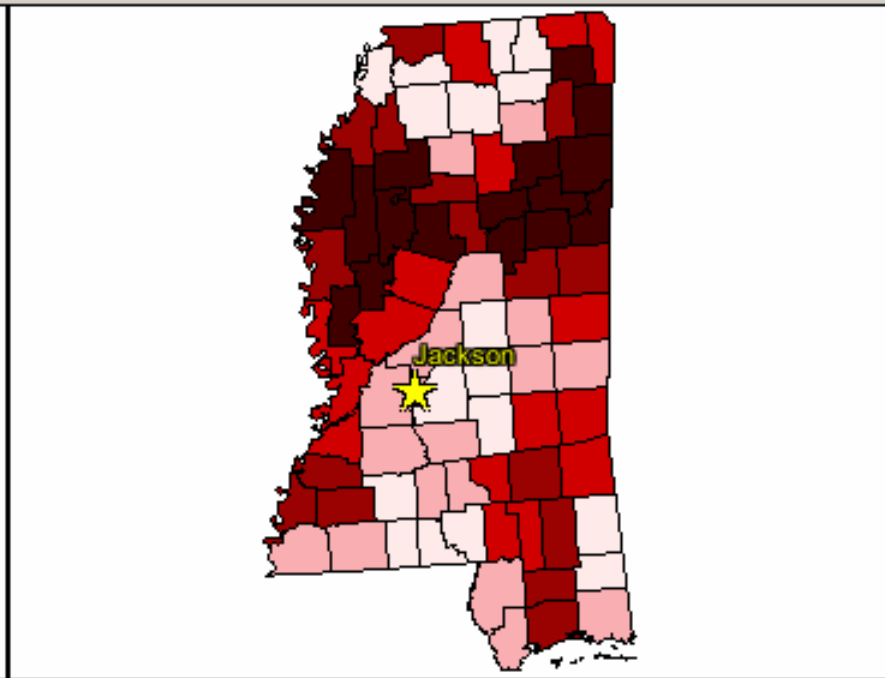
[Department of Health Human Services](#)  
[Centers for Disease Control and Prevention](#)  
[National Center for Chronic Disease Prevention and Health Promotion](#)  
[Division of Adult and Community Health](#)

- [Methods](#)
- [FAQs](#)

Age-adjusted  
Average Annual  
Deaths per 100,000

729 - 908
923 - 961
964 - 1015
1016 - 1069
1078 - 1174

State Rate **996**  
National Rate **794**



Heart Disease  
Death Rates

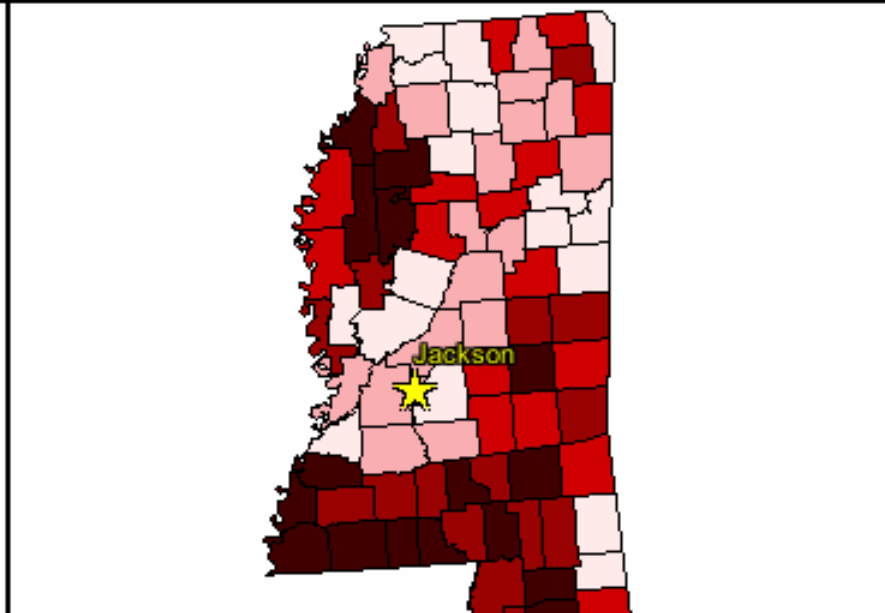
Black Men  
Ages 35+,  
1996-2000

### Heart Disease Death Rates, White Women Ages 35+, 1996-2000

Age-adjusted  
Average Annual  
Deaths per 100,000

477 - 499
501 - 521
522 - 540
541 - 552
553 - 591

State Rate **539**  
National Rate **428**



Heart Disease  
Death Rates

White Women  
Ages 35+,  
1996-2000



[Home](#) | [Contact Us](#)

- CVH CONTENTS**
- [Heart Disease and Stroke Maps](#)
  - [Select Another State](#)
  - [View 2 Maps](#)

---

  - [Methods](#)
  - [FAQs](#)

## Heart Disease and Stroke Maps

Select the data you would like to view then click **Show Results**.

**Cause of Death:** Heart Disease ▾
 **Year:** 1996-2000 ▾
 **Gender:** Men ▾
 **Race/Ethnicity:** Black ▾
 [Show Results](#)

Select a tab to view data in a different format


**State Map**

[State Statistics](#)

[County Listings](#)

### Mississippi Black Men Ages 35+, Heart Disease Death Rates, 1996-2000

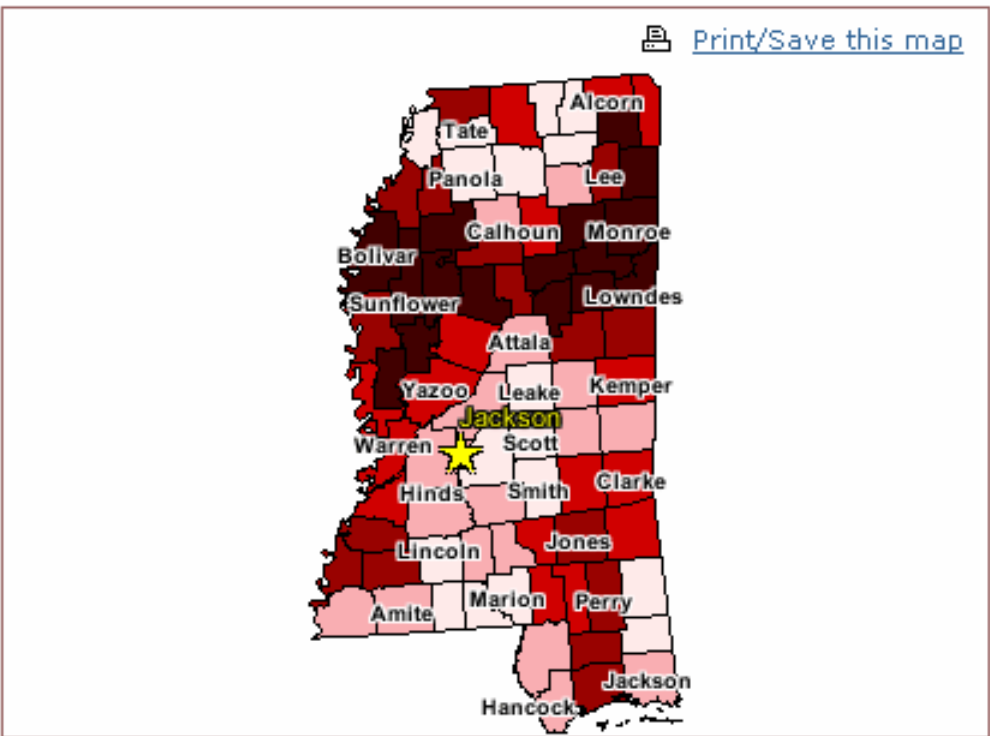
Age-adjusted  
Average Annual  
Deaths per 100,000



State Rate **996**  
National Rate **794**

**Find a county:**  
Choose county ▾

County Labels



**i** INFO

**+** ZOOM IN

**-** ZOOM OUT

**+** PAN

[Reset Map](#)



# CVH National Center for Chronic Disease Prevention and Health Promotion CARDIOVASCULAR HEALTH

[Home](#) | [Contact Us](#)

## CVH CONTENTS

- [Heart Disease and Stroke Maps](#)
- [Select Another State](#)
- [View 2 Maps](#)
- [Methods](#)
- [FAQs](#)

## Heart Disease and Stroke Maps

Select the data you would like to view then click **Show Results**.

**Cause of Death:** Heart Disease   
**Year:** 1996-2000   
**Gender:** Men   
**Race/Ethnicity:** Black

Select a tab to view data in a different format

- 

### Mississippi Black Men Ages 35+, Heart Disease Death Rates, 1996-2000

Age-adjusted  
Average Annual  
Deaths per 100,000

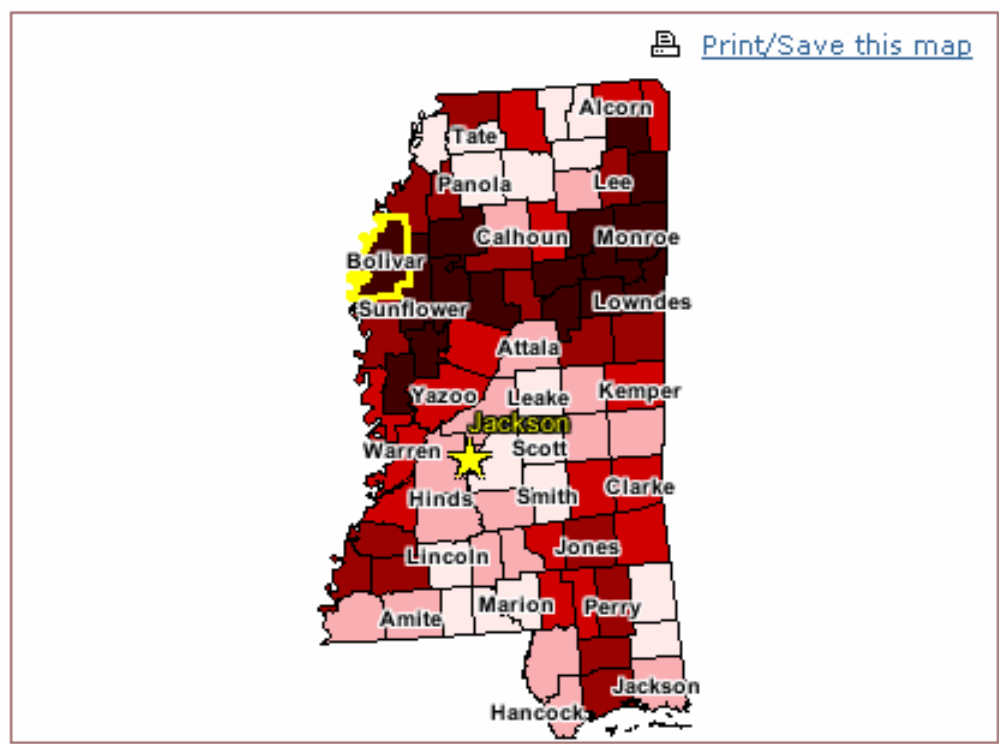
729 - 908
923 - 961
964 - 1015
1016 - 1069
1078 - 1174

State Rate **996**  
 National Rate **794**

**Find a county:**

Choose county

County Labels



[Print/Save this map](#)

INFO  
 ZOOM IN  
 ZOOM OUT  
 PAN

[Reset Map](#)

**Bolivar, Mississippi**[Print](#)**Heart Disease Death Rates 1996-2000, Men Ages 35+**

Race/Ethnicity	Rate*
All Men	996
American Indian and Alaska Native Men	Insufficient Data
Asian and Pacific Islander Men	Insufficient Data
<b>Black Men</b>	<b>1,088</b>
Hispanic Men	Insufficient Data
White Men	930

\*Rate per 100,00 age-adjusted and spatially smoothed

**Distribution of Men, Ages 35+**

Race/Ethnicity	Percentage	Number
American Indian and Alaskan Native Men	0%	7
Asian and Pacific Islander Men	1%	47
Black Men	56%	4,235
Hispanic Men	1%	100
White Men	44%	3,335
Other Men	0%	15

**County Demographics**

Rural - Urban Status, 2000	Nonmetro county with urban population of 20,000 or more, not adjacent to a metro area
Population Density, 2000	45
Total Population, 2000	40,633
Total Population of Men, 2000	19,000
Total Population of Men, Ages 35+, 2000	7,624

Includes information  
on the percent  
below poverty

## Mississippi Black Men Ages 35+, Heart Disease Death Rates, 1996-2000

[print](#)Sort Counties By:  Name  Quintile Category

### Quintile Categories

Select a county to view its data.

#### Category 1

(729 - 908 Deaths per 100,000)

[Benton](#)  
[George](#)  
[Greene](#)  
[Lafayette](#)  
[Leake](#)  
[Lincoln](#)  
[Marion](#)  
[Panola](#)  
[Pike](#)  
[Rankin](#)  
[Scott](#)  
[Smith](#)  
[Tate](#)  
[Tippah](#)  
[Tunica](#)  
[Union](#)  
[Walthall](#)

#### Category 2

(923 - 961 Deaths per 100,000)

[Amite](#)  
[Attala](#)  
[Copiah](#)  
[Hancock](#)  
[Hinds](#)  
[Jackson](#)  
[Jefferson Davis](#)  
[Lauderdale](#)  
[Lawrence](#)  
[Madison](#)  
[Neshoba](#)  
[Newton](#)  
[Pearl River](#)  
[Pontotoc](#)  
[Simpson](#)  
[Wilkinson](#)  
[Yalobusha](#)

#### Category 3

(964 - 1015 Deaths per 100,000)

[Alcorn](#)  
[Calhoun](#)  
[Claiborne](#)  
[Clarke](#)  
[Covington](#)  
[Forrest](#)  
[Holmes](#)  
[Issaquena](#)  
[Jasper](#)  
[Kemper](#)  
[Lamar](#)  
[Marshall](#)  
[Tishomingo](#)  
[Warren](#)  
[Wayne](#)  
[Yazoo](#)

#### Category 4

(1016 - 1069 Deaths per 100,000)

[Adams](#)  
[Coahoma](#)  
[DeSoto](#)  
[Franklin](#)

#### Category 5

(1078 - 1174 Deaths per 100,000)

[Bolivar](#)  
[Carroll](#)  
[Chickasaw](#)  
[Choctaw](#)  
[Clay](#)

[Home](#) | [Contact Us](#)

**CVH CONTENTS**

[Heart Disease and Stroke Maps](#)

- [Select Another State](#)
- [View 2 Maps](#)

- [Methods](#)
- [FAQs](#)

# Heart Disease and Stroke Maps

Select the data you would like to view then click **Show Results**.

**Cause of Death:** 
**Year:** 
**Gender:** 
**Race/Ethnicity:**

Select a tab to view data in a different format


**State Map**

[State Statistics](#)

[County Listings](#)

## Mississippi Black Men Ages 35+, Heart Disease Death Rates, 1996-2000

Age-adjusted  
Average Annual  
Deaths per 100,000

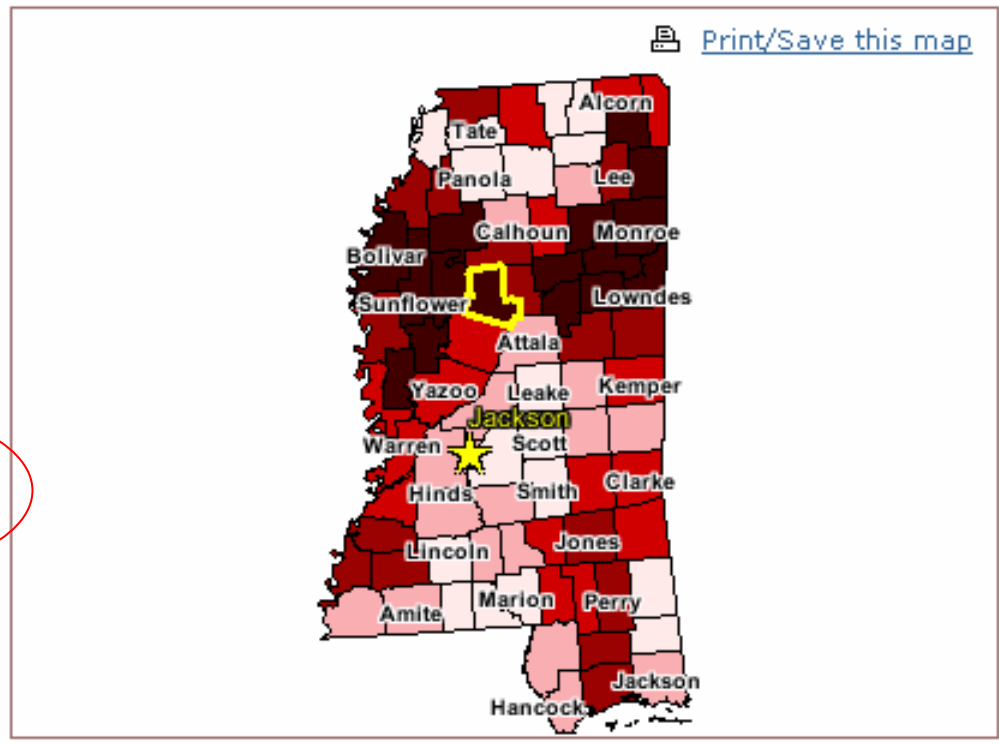


State Rate **996**  
National Rate **794**

**Find a county:**

County Labels

[Print/Save this map](#)



INFO



ZOOM IN



ZOOM OUT



PAN

[Reset Map](#)



SAFER • HEALTHIER • PEOPLE™



National Center for Chronic Disease Prevention and Health Promotion

CARDIOVASCULAR HEALTH

[Home](#) | [Contact Us](#)

CVH CONTENTS

[Heart Disease and Stroke Maps](#)

- [Select Another State](#)
- [View 2 Maps](#)

- [Methods](#)
- [FAQs](#)

## Heart Disease and Stroke Maps

Select the data you would like to view then click **Show Results**.

**Cause of Death:**

Heart Disease

**Year:**

1996-2000

**Gender:**

Both

**Race/Ethnicity:**

All Groups

**Show Results**

Select a tab to view data in its different format

[State Map](#)

**State Statistics**

[County Listing](#)

### Mississippi Total Population Ages 35+, Heart Disease Death Rates, 1996-2000

[print](#)

Race or Ethnicity	Population	Heart Disease Death Rate	
	State	State	National
Total Population	1,363,542	707	536
American Indian and Alaskan Natives	4,669	451	352
Asian and Pacific Islanders	8,110	354	302
Blacks	411,317	823	662
Hispanics	13,157	114	348
Whites	939,446	667	529

\*Average annual age-adjusted rate (deaths per 100,000) for people ages 35 years and older. Data for Hispanics are also included within each of the four categories of race.